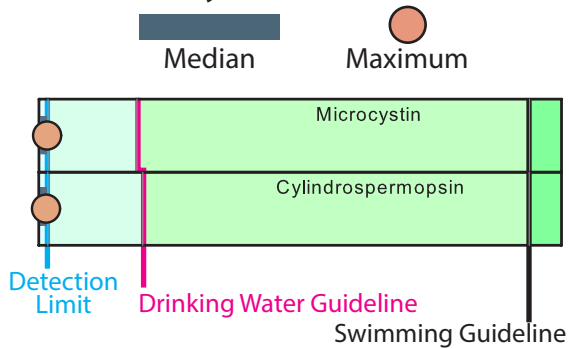


Springfork Site 1.1

2021 Data Table	5/2	Mean*
Temp (F)		
Secchi (feet)	1.3	1.3
Phosphorus (µg/L)	130	130
Nitrogen (µg/L)	1890	1890
Ammonium (µg/L)	162	162
Nitrate (µg/L)	833	833
Chlorophyll (µg/L)	37.9	37.9
Sediment (mg/L)	9.6	9.6
Microcystin (µg/L)	0.12	0.12
Cylindro (µg/L)	<0.04	<0.04

2021 Cyanotoxin Results

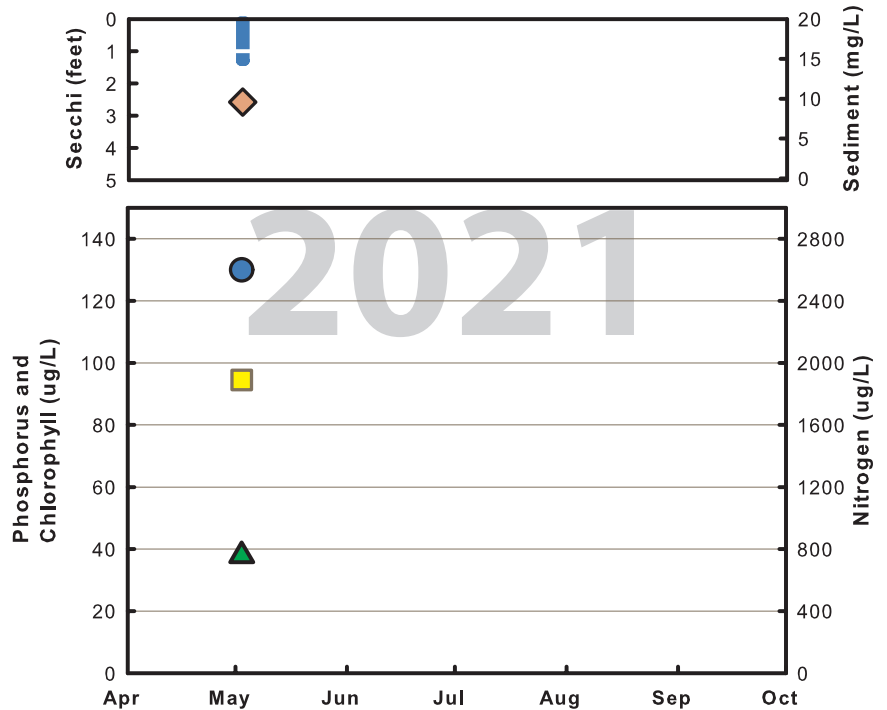


(* Table shows geometric means)

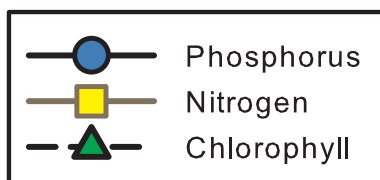
Above: Cyanotoxin results

Right top: 2021 data graph

Right bottom: Long-term trend graph.
(geometric mean data from May 15 - Sept. 15 only)



Legend for 2021 and Trend graphs



TRENDS