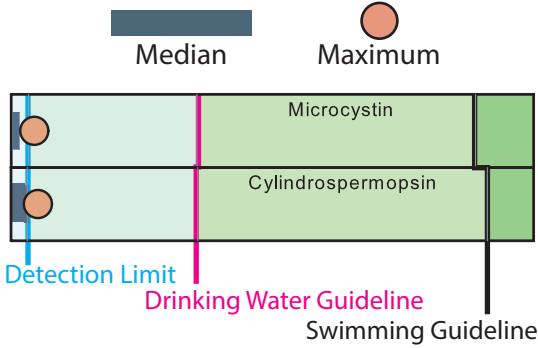


# Buteo

## 2018 DATA TABLE

	4/30	5/21	6/8	6/25	7/20	8/5	9/22	Mean
Temp (F)	61	73	82	77	84	82	75	76
Secchi (feet)	6.0	5.0	14.7	6.5	5.3	7.5	7.7	7.1
TP (µg/L)	19	26	16	30	19	15	16	20
TN (µg/L)	460	540	520	630	410	450	450	490
CHL (µg/L)	1.6	2.1	2.1	18.0	3.8	3.2	5.5	3.6
ISS (mg/L)	1.8	0.6	0.4	0.9	1.5	0.7	1.3	0.9

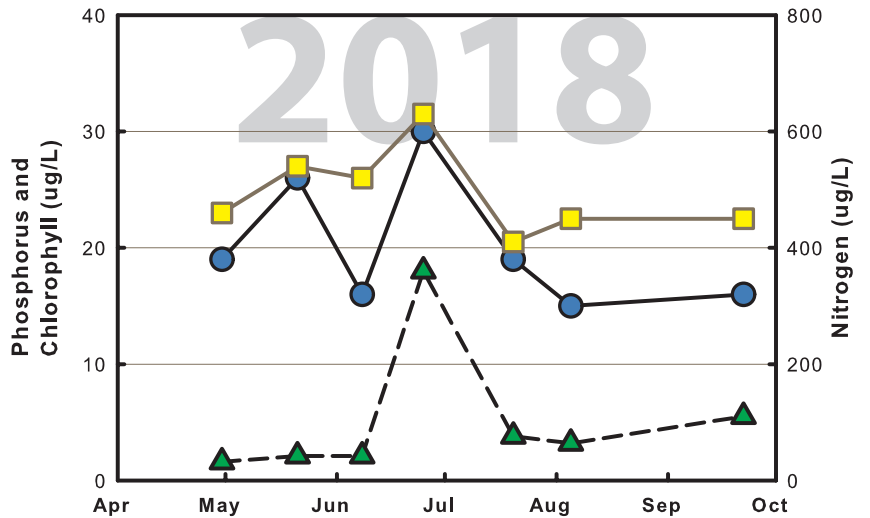
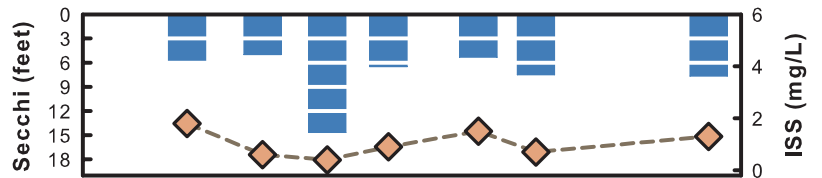
### 2018 Algal Toxin Results



Above: Algal toxin results

Right top: 2018 data graph

Right bottom: Long-term trend graph.  
(data from May 15 - Sept. 15 only)



### Legend for 2018 and Trend graphs

